

# Stark County's Influenza Weekly Report

## Week 19 (05/06/2018 – 05/12/2018)



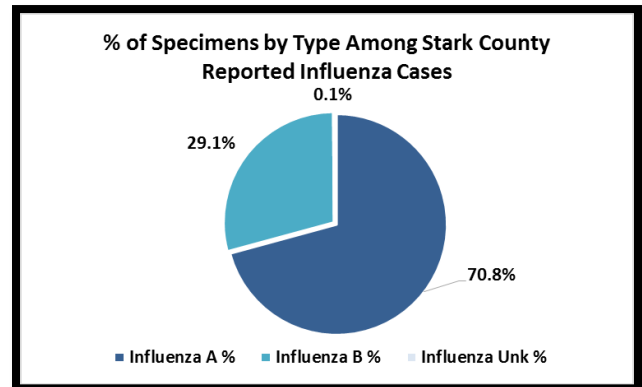
**Public Health**  
Prevent. Promote. Protect.

### During Week 19:

- Stark County had 2 additional influenza-associated hospitalizations.
- Nationally, three influenza-associated pediatric deaths reported, zero were from Stark County.
- During week 19, 13 influenza A specimens were collected nationally from public health laboratories, which made up 27.1% of all positive specimens; 46.2% subtyped as H3N2, 46.2% as H1N1, and the remainder were not subtyped.

### So Far this Year:

- There have been 705 influenza-associated hospitalizations in Stark County.
  - Those hospitalized for influenza have ranged from 1 month old to 100 years of age, with the median being 71 years.
- A cumulative rate of 106.6 laboratory-confirmed influenza-associated hospitalizations per 100,000 population was reported.
- Up to week 19, 38,048 collected nationally from public health laboratories were typed influenza A. This was 71.3% of all specimens collected. Of these, 14.8% subtyped as the 2009 H1N1 virus, 83.6% subtyped as the H3 virus, and subtyping was not performed on the rest of them.
- Nationally, 168 influenza-associated pediatric deaths were reported so far this year. Last year, at the same time, there were 92 deaths reported for the season.
- One human infection with a novel influenza A virus (H1N1v) was reported from Iowa during week 46.

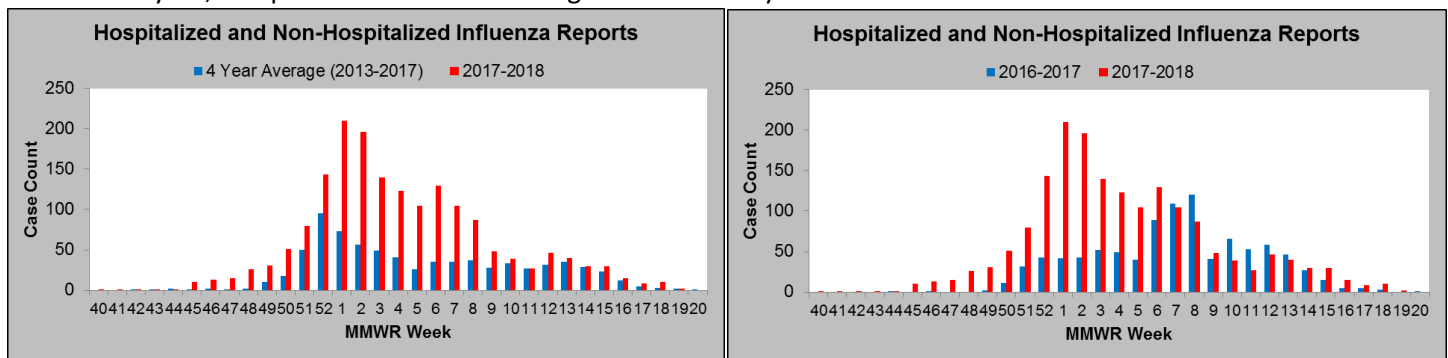


### Viruses Circulating vs. Viruses in this Year's Vaccine:

- Nationally since October 1, 2017, 2065 influenza viruses were characterized as Influenza A.
  - There were 1274 influenza A (H3N2) viruses collected. 93.9% of those antigenically characterized matched the influenza A (H3N2) component in this year's vaccine. There were 791 influenza A (H1N1) viruses collected; all of those characterized matched the influenza A (H1N1) component in this year's vaccine.
- Nationally since October 1, 2017, 1109 influenza viruses were characterized as Influenza B.
  - Of these, 846 subtyped from the Yamagata Lineage and 263 subtyped from the Victorian Lineage. Of these specimens, 100% of the Yamagata Lineage matched the Influenza B component of the 2017-2018 vaccine and 24.9% of the Victorian Lineage matched.

### Graph 1: Hospitalized and Non-Hospitalized Influenza Cases Reported to the Local Health Department.

- ◆ There were a total of 2 cases of hospitalized and non-hospitalized influenza reported for Week 19 in Stark County. Last year there were 0 cases reported this week. Stark County increased to 1766 cases reported so far this year, compared to 953 cases through Week 19 last year.



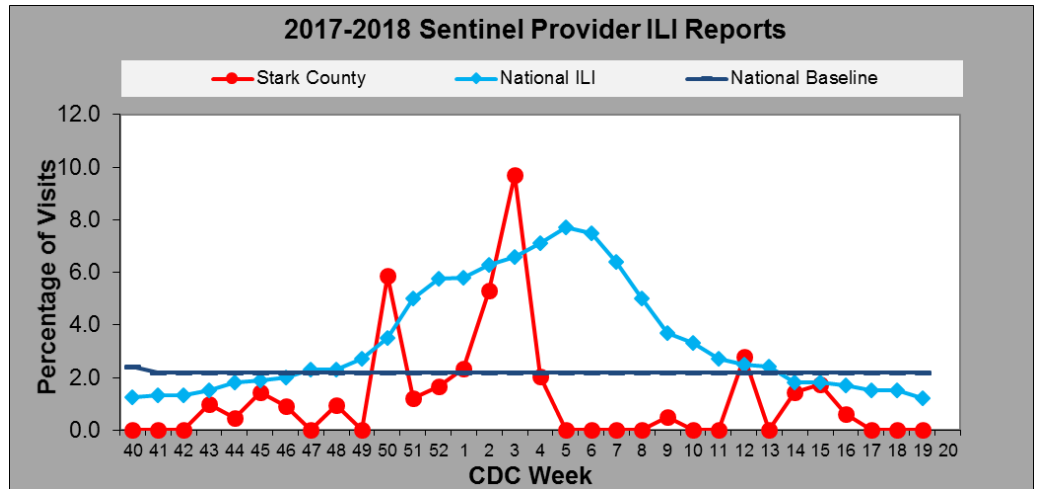
\* All data presented in this weekly report are preliminary and may change as additional information is received.

\* Multiyear averages included in this weekly report do not include the 2009/2010 H1N1 season.

➢ If you have any questions please contact Avi Joseph at 330.493.9914 or [josepha@starkhealth.org](mailto:josepha@starkhealth.org) or Amanda Archer at 330.489.3327 or [aarcher@cantonhealth.org](mailto:aarcher@cantonhealth.org)

**Graph 2: Sentinel Provider Reported Influenza Like Illness (ILI) in Stark County.**

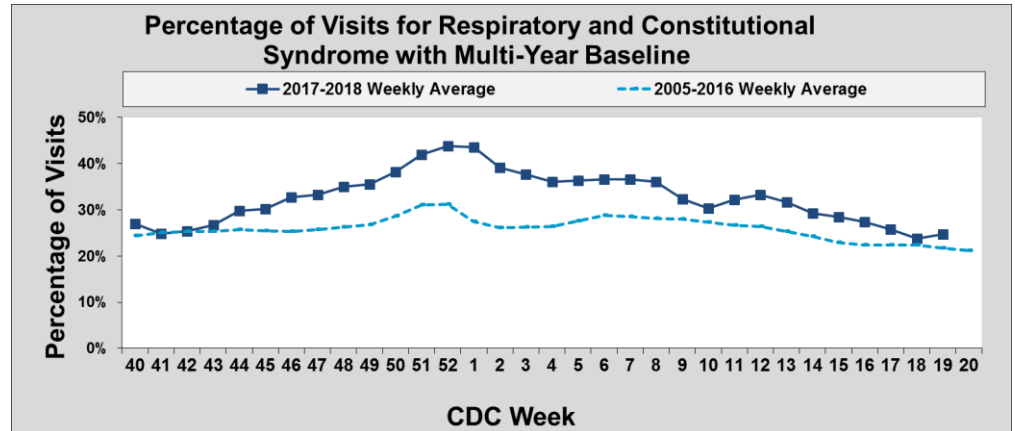
- During week 19, Stark County Sentinel Providers did not report. Nationally, it was reported that 1.0% of visits were for ILI, which is below the national baseline of 2.2% of visits.



**Graph 3: Emergency Department Visits for Respiratory and Constitutional Syndromes.**

(Source: Health Monitoring Systems, EpiCenter, Hospital and Stat Care Patient Registration Surveillance System)

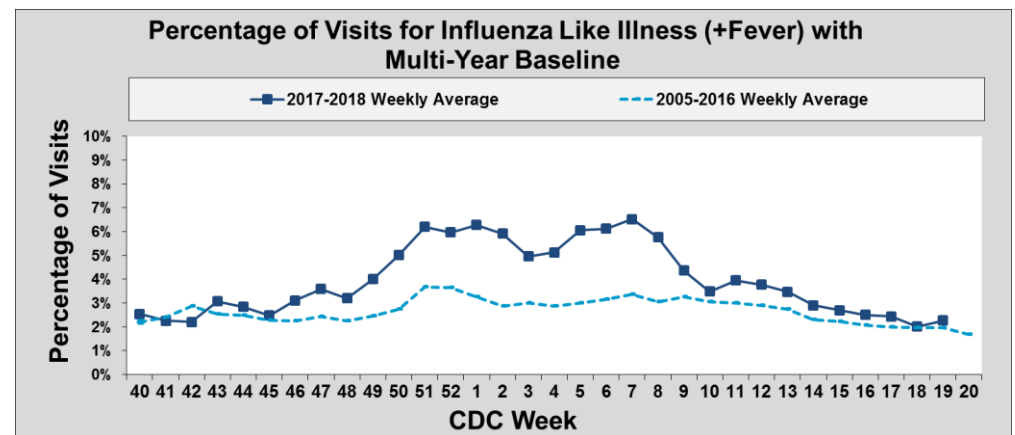
- ED and Stat Care visits for respiratory and constitutional syndrome show a slight uptick from the previous week and is still slightly above the multi-year baseline average during week 19.



**Graph 4: Emergency Department (ED) Visits for Influenza Like Illness (+Fever).**

(Source: Health Monitoring Systems, EpiCenter, Hospital and Stat Care Patient Registration Surveillance System)

- ◆ ED and Stat Care visits for ILI + Fever for MMWR week 19 show a very slight uptick as the season end nears. ILI visits equal over 2.27% of total visits, versus a season high of 6.53.



\* All data presented in this weekly report are preliminary and may change as additional information is received.

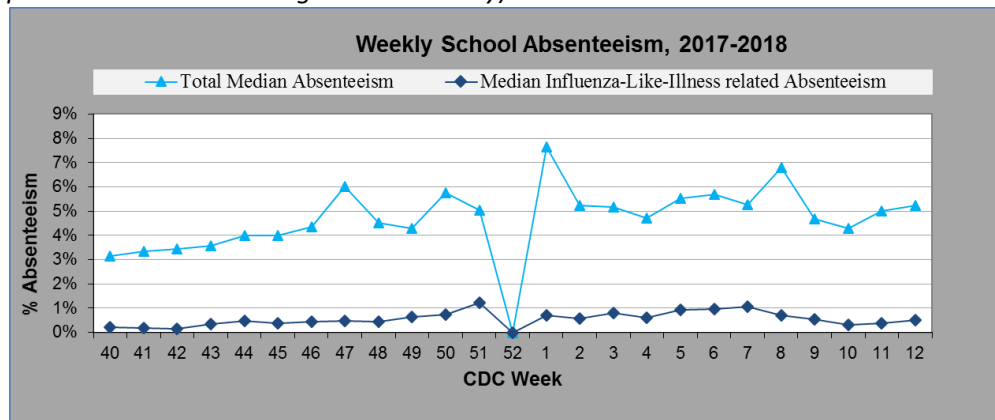
\* Multiyear averages included in this weekly report do not include the 2009/2010 H1N1 season.

➤ If you have any questions please contact Avi Joseph at 330.493.9914 or [josepha@starkhealth.org](mailto:josepha@starkhealth.org) or Amanda Archer at 330.489.3327 or [aarcher@cantonhealth.org](mailto:aarcher@cantonhealth.org)

## Graph 5: Stark County School Absenteeism.

(Source: Voluntary reporting by multiple school districts throughout the county)

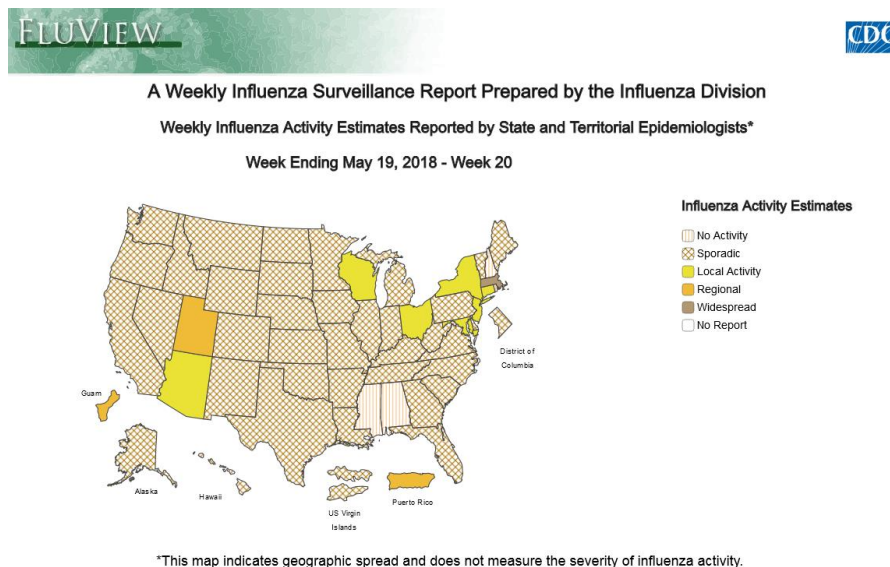
- ◆ School absenteeism finished reporting for the 2017-2018 influenza season.



## Map: Weekly Geographic Influenza Activity Estimates Reported by State and Territorial Epidemiologists Syndromes.

(Source: Health Monitoring Systems, EpiCenter, hospital and stat care patient registration surveillance system)

- ◆ During week 19, Ohio was designated as having local activity, along with 8 other states. Widespread activity: 2 states Regional activity: 3 states Sporadic activity: 33 states No Influenza activity: 3 states



➡ According to the MMWR published on February 16, 2018, this year's influenza vaccine is 36% effective. This is from data collected from 4,562 children and adults enrolled in the U.S. Influenza Vaccine Effectiveness Network (U.S. Flu VE Network) during November 2, 2017–February 3, 2018. According to the Centers for Disease Control and Prevention these interim estimates indicate that influenza vaccination reduced to the risk for outpatient medical visits by over a third. (<https://www.cdc.gov/mmwr/volumes/67/wr/mm6706a2.htm>)



Alliance City Health  
Department  
[cityofalliance.com/health](http://cityofalliance.com/health)



Promoting and Protecting Health Since 1849

Canton City Health  
Department  
[cantonhealth.org](http://cantonhealth.org)



Massillon City Health  
Department  
[massillonohio.com/health](http://massillonohio.com/health)



Stark County Health  
Department  
[starkhealth.org](http://starkhealth.org)

\* All data presented in this weekly report are preliminary and may change as additional information is received.

\* Multiyear averages included in this weekly report do not include the 2009/2010 H1N1 season.

➤ If you have any questions please contact Avi Joseph at 330.493.9914 or [josepha@starkhealth.org](mailto:josepha@starkhealth.org) or Amanda Archer at 330.489.3327 or [aarcher@cantonhealth.org](mailto:aarcher@cantonhealth.org)